



PURE POWER. PURE PERFORMANCE.

DEEPCYCLE


BATTERY
SINCE 1926

COMMERCIAL DEEP CYCLE BATTERIES



EVOLUTION OF POWER

Over 90 years ago, Crown Battery opened its doors as a sole-proprietorship battery repair shop. Today, thanks to our loyal customer base, dedicated workforce, commitment to manufacturing excellence and use of advanced technology, we have sales and distribution offices throughout North America, over 600 employees and a network of authorized dealers and distributors on six continents. Now that's a lot of power.



Terminal Post Bonder



Robotic Cell Assembly



Quality Inspection

STILL RELYING ON YESTERDAY'S IDEAS FOR THE POWER YOU NEED RIGHT NOW?

If so, it's time you met the pure power and pure performance of Crown Battery's Deep Cycle array.



History is compelling – in fact, we have a long and proven history of delivering power to customers around the world. Our past breakthroughs serve as a foundation on which we continually implement new thinking, processes and product offerings to help keep the equipment and vehicles you count on today operating like they should:

- ▶ Exclusive **C-Force™ Active Mass** for increased charge acceptance and discharge times
- ▶ Rugged, **SolidCast™** plates that result in longer battery life and work (or play!) as hard as you do
- ▶ **PosiWrap™** plate separators and other proprietary Crown components cut maintenance, add peace of mind

Meeting Today's Expectations. Anticipating Tomorrow's Needs.

Ever-changing technology and applications require comprehensive, forward-thinking solutions.

That's why we offer a full line of Deep Cycle batteries. Regardless of the market, technical requirements change more rapidly than ever these days, and customers have trusted Crown Battery innovation since 1926 to meet their power needs.



Our line-up of Deep Cycle batteries includes models designed for the latest applications in the alternative energy, traffic control, construction and recreational EV industries to name a few. They're tough, tested and proven to deliver years of reliable, rechargeable service and performance. Time and again, day after day.

Our batteries are proudly made in America, distributed globally and backed by what we believe is the most knowledgeable team in the business. If you're looking for a dedicated partner to power your latest innovation, start at the top – and take a look at Crown Battery.



24HDC

27HDC

31HDC

CR-GC150

Tough Applications. Tougher Batteries.

Rugged and Smart Designs Deliver Higher Performance, Longer Life with Less Maintenance.

Nobody builds them like Crown – period.

Because no one else has made the investment in people, technology and facilities to do one thing: Build a better battery.

It's our sole focus, meaning Crown's trendsetting deep cycle models with advanced plate and internal construction are likely the finest engineered batteries you'll find anywhere.

And, our precision automated assembly processes consistently deliver best-in-class performance, reliability and ROI. Combine all of that with elements like our PROeye™ instant electrolyte inspection system and exclusive X-TEND™ container – features that make maintenance predictable and efficient – and you've got a battery that's going to last longer and perform like no other. Guaranteed.



PROeye™ – Clean and easy, our quick-look electrolyte level inspection system lets you know when it's time to add water.

Rigid Connectors
Heavy-duty TTP, COS and Post connectors deliver maximum electrical efficiency and durability.

PosiWrap™ Separators

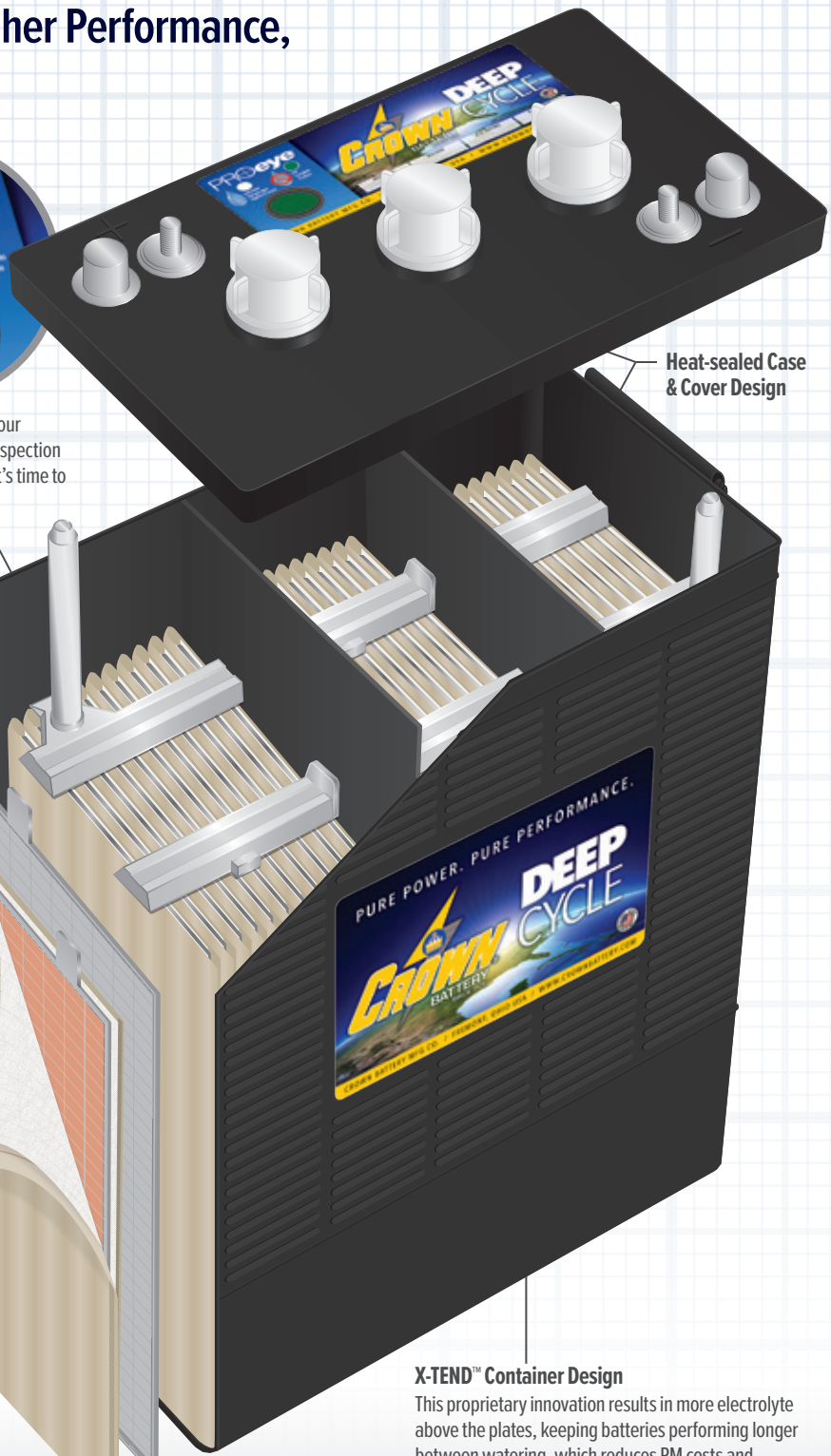
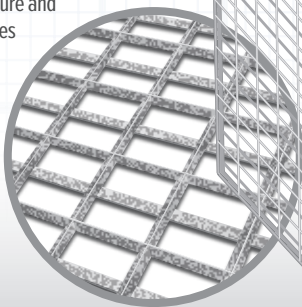
Crown's proprietary PosiWrap Separators give you less to worry about and more to like by delivering improved charge acceptance, protection from short-circuiting and an even higher level of durability.

Advanced Engineering

Intelligent, yet robust construction features industry-firsts such as our C-Force™ Active Mass and SolidCast™ plates which combine to accept charge more effectively, maintain it longer, and deliver on-demand power for your gear like nobody's business.

SolidCast™ Plates


Our massive SolidCast Plates boast an advanced grid architecture and ultra-thick wires, with plates now holding more C-Force Active Mass than ever – leading to highly efficient charging, longer discharge times and battery life, and extreme overall performance.



Heat-sealed Case & Cover Design

X-TEND™ Container Design

This proprietary innovation results in more electrolyte above the plates, keeping batteries performing longer between watering, which reduces PM costs and improves the return on your Crown Battery investment.



CR-220

CR-235

CR-165

CR-250

CR-260

CR-DGC

CR-330

CR-430

CR-215



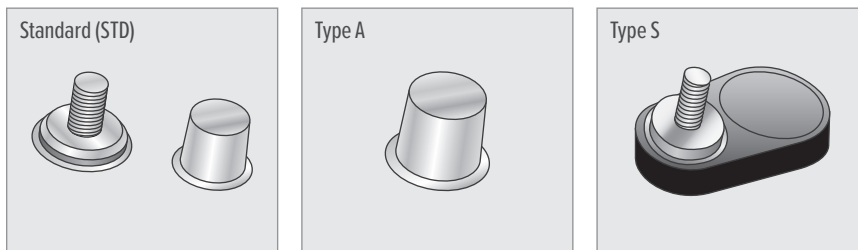
Deep Cycle Battery Specifications



BCI Group	Model Description	Amp-Hour Capacity		Reserve Capacity Minutes			Storage		Physical Characteristics								Available Terminal
		20-Hr Rate	5-Hr Rate	75-Amps	56-Amps	25-Amps	kWh ¹ 100-Hr	kWh ¹ 20-Hr	Length		Width		Height		Weight		
									Inches	mm	Inches	mm	Inches	mm	Lbs	Kgs	
6 VOLT COMMERCIAL DEEP CYCLE BATTERIES																	
GC2	CR-205	205	170	105	—	365	1.34	1.19	10.25	260	7.06	179	10.94	278	56	25.4	STD
	CR-220	220	180	110	—	385	1.43	1.28	10.25	260	7.06	179	10.94	278	60	27.2	STD, S
	CR-235	235	185	122	—	450	1.51	1.37	10.25	260	7.06	179	10.94	278	63	28.6	STD, S
	CR-240	240	195	135	—	485	1.56	1.40	10.25	260	7.06	179	10.94	278	68	30.8	STD
DIN-GC	CR-DGC	240	195	130	—	480	1.56	1.40	9.63	245	7.50	191	10.75	273	65	29.5	A
GC2H	CR-260	260	215	150	—	525	1.70	1.51	10.25	260	7.06	179	11.63	295	75	34.0	STD, S
901	CR-250	250	215	150	—	540	1.63	1.46	11.75	298	7.19	183	11.13	283	76	34.5	STD
902	CR-305	305	255	170	—	620	1.99	1.78	12.19	310	7.19	183	14.13	359	90	40.8	STD
	CR-330	330	270	190	—	676	2.15	1.92	12.19	310	7.19	183	14.13	359	93	42.2	STD
	CR-350	350	290	210	—	725	2.27	2.04	12.19	310	7.19	183	14.13	359	101	45.8	STD
903	CR-370	370	295	190	—	750	2.41	2.15	12.38	314	7.19	183	16.13	410	109	49.4	STD
	CR-390	390	310	215	—	790	2.53	2.27	12.38	314	7.19	183	16.13	410	115	52.2	STD
	CR-430	430	340	240	—	920	2.85	2.50	12.38	314	7.19	183	16.13	410	122	55.3	STD
8 VOLT COMMERCIAL DEEP CYCLE BATTERIES																	
GC8	CR-150	150	120	65	90	250	1.29	1.16	10.31	262	7.06	179	10.82	275	60	27.2	STD
	CR-165	165	140	82	117	304	1.43	1.28	10.31	262	7.06	179	10.82	275	64	29.0	STD
	CR-190	190	155	95	135	353	1.65	1.47	10.31	262	7.06	179	10.82	275	69	31.3	STD
12 VOLT COMMERCIAL DEEP CYCLE BATTERIES																	
24	24HDC	90	70	33	—	140	1.17	1.05	11.06	281	6.81	173	9.38	238	50	22.7	STD
27	27HDC	115	95	43	—	180	1.51	1.34	12.95	329	6.81	173	9.38	238	58	26.3	STD
30H	31HDC	130	105	46	—	200	1.69	1.51	13.00	330	6.75	171	9.38	238	66	29.9	STD
GC12	CR-GC150	150	120	61	103	243	1.95	1.75	12.92	328	7.06	179	10.53	267	81	36.7	STD
	CR-GC155	155	125	75	110	286	1.98	1.80	12.92	328	7.06	179	10.53	267	88	39.9	STD
921	CR-185	185	150	85	—	326	2.41	2.15	15.50	394	7.00	178	14.63	372	107	48.5	STD
	CR-195	195	160	100	—	370	2.54	2.27	15.50	394	7.00	178	14.63	372	110	49.9	STD
	CR-215	215	175	118	—	429	2.79	2.50	15.50	394	7.00	178	14.63	372	120	54.4	STD

¹Storage kWh specifications are calculated using a Depth-of-Discharge (DoD) of 50%, or 1.94 VPC. Specifications effective as of January 1, 2020.

Available Terminals



Because Crown Battery is continually improving its products, specifications are subject to change without notice. The most current product information is listed on the seller's website at www.crownbattery.com and technical data sheets. The information included on the website or data sheets may amend and supersede the information in the brochure. Purchasers are encouraged to visit the website to view the most current information.

The Power Behind Performance



1445 Majestic Drive | P.O. Box 990
 Fremont, OH 43420 USA
 +1.419.334.7181 | Fax +1.419.334.7124
www.crownbattery.com
commercial@crownbattery.com